

TruForce

EM Floor Standing Testing Machine | TF-ETM-C

TruForce TF-ETM-C Series addresses the needs of standardized and routine testing, providing the user high quality at the most affordable price. The dual column testing systems are suited for tension and/or compression applications with load range requirements from 20kN to 50kN. They are typically used for quality control and production testing.

Typical specimens: Small components, reinforced plastics, metals, wire, composites, elastomers, wood products, textiles, biomaterials, paper products, adhesives, foam, consumer products

Environmental simulation: Environmental chamber

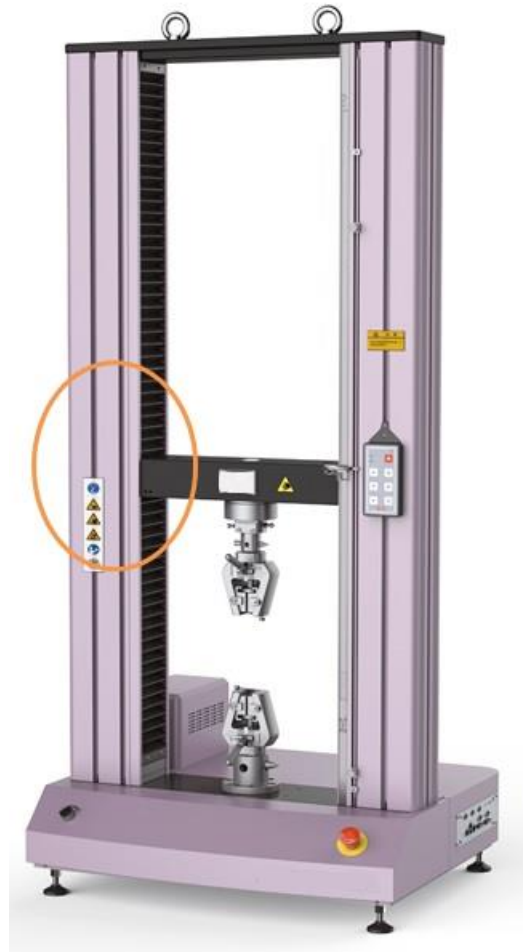
New Features:

- Robust guidance columns increase lateral stiffness and ensure linear crosshead travel. This results in accurate crosshead alignment thus reducing variability in measurement data and producing better overall accuracy
- Non-clutched drives, rated for full speed at maximum force
- Compact design saves lab space

Wider test width

High Quality at affordable price

- Pre-loaded ball screws and heavy duty bearings assure long life with zero backlash as well as linear low force and through zero performance. The result is accurate and repeatable measurements that truly represent the specimen characteristics rather than load frame deficiencies
- Fully-protected lead screw covers provide longer life and greater operator protection
- Easy-to-clean aluminum column covers with chamfered corners to facilitate access to the test area. T-slots are built in for simple, convenient attachment and positioning of testing accessories
- High-speed, low vibration, world-class, maintenance-free, Japanese made AC servo motor and servo controller
- Photoelectrical encoder built in servo motor system is for position measurement of crosshead
- Built-in bidirectional load cell is assembled in the middle crosshead to prevent any collisions and simple to perform compression or tension tests
- Dual action over-travel limits on all frames provide the highest level of safety and meet all international standards
- Remote control keypad facilitates test operation
- DTC-500 controller provides high speed data acquisition with 8-CH A/D converting
- Full one-year manufacturer's warranty



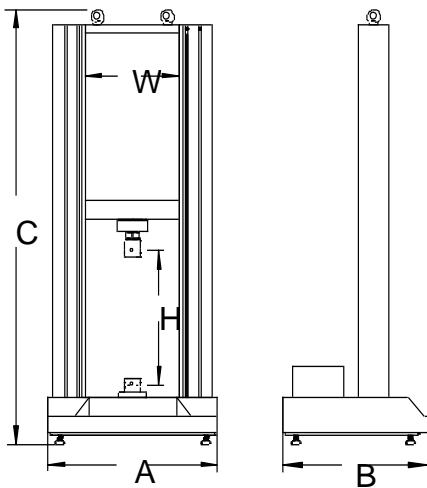
TruForce

EM Floor Standing Testing Machine | TF-ETM-C

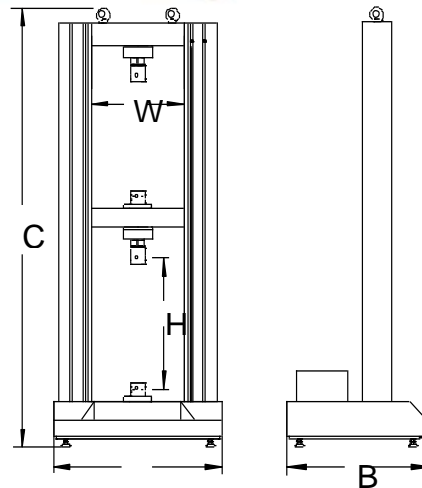
Full complement of test accessories

Extensive range of accessories to meet test requirements in almost any application or industry: plastics, metals, biomedical, composites, elastomers, components, automotive, aerospace, textiles, and more.

- Tension grip
- Peel/tear fixture
- Compression fixture
- Flexure fixture
- Film COF test fixture
- S type load cells: 10N~5kN
- Long travel extensometer
- Clip-on extensometer
- Environmental chamber
- T-slot table
- Others



Single test space



Dual test space

Machine dimension:

Test space	Frame type	Width x Depth x Height A x B x C (mm)	Crosshead travel H (mm)	Test width W (mm)
Single	Standard	775x660x1740	1100	420
Single	300mm Extended	775x660x2040	1400	420
Dual	Standard	775x660x1802	1000	420
Dual	300mm Extended	775x660x2102	1300	420

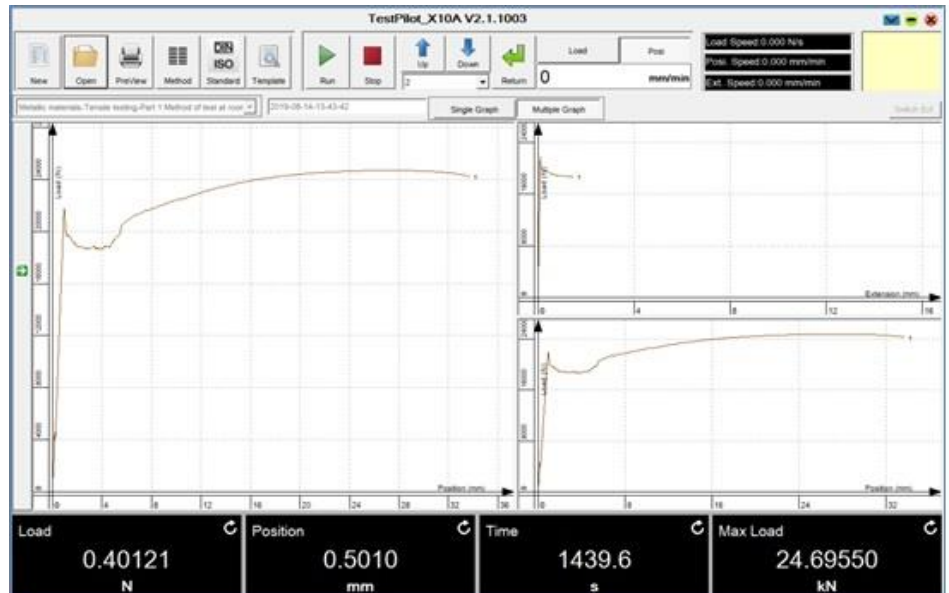
Adapter: 20kN, 30kN: Φ 20mm, 50kN: Φ 40mm

Pin: 20kN, 30kN: Φ 10mm, 50kN: Φ 18mm

Two steps to start testing: select a project, press start

This software features a large, growing host of pre-packaged test methods to help you quickly and efficiently meet the requirements of global test standards such as ASTM, ISO, DIN, EN, BS, and more.

Selected by an operator at runtime, these methods are crafted to meet the specific test flow, analysis and reporting requirements of industry standards across a range of specimen and test types. Pre-packaged test methods are available in a wide selection of bundled sets, including: Polymers & Plastics, Metals, Construction Materials, Biomedical Products, Paper Products, Adhesives, foam, textiles and more.



- Versatile, easy-to-use TruTest software with a large and growing library of standards-compliant test methods (ASTM, ISO, DIN, EN, BS, and more)
- Modular design permits easy upgrading
- Plenty of test standards are built in the library of the software for routine tests.
- User configured report: user can preset report template and include necessary information, like company information, statistics, and etc. Test report can export to Excel or Word.
- Powerful graphic function: real time display curves, like displacement-load, stress-strain, displacement-time, load-times, and others
- Powerful analysis function can calculate typical value and display on the curve, like F_m , Re_L , Re_H , R_p .
- Measurement unit: Users can select SI, or others, like N, kN, kgf, lbf, MPa, and so on, user can define the unit by themselves using formula.



Modular design is simple for operation and upgrading

Specifications:

Model	TF-ETM504C
Type	Type C
Capacity	1kN, 2kN, 5kN, 10kN, 20kN,30kN,50kN
Calibration standard	ISO 7500, Class 1 / Class 0.5
Force range	0.2% ~ 100%FS / 0.4 ~ 100%FS
Force accuracy	±1.0% / ±0.5% of reading
Force resolution	1/350000FS
Position accuracy	±0.50% of reading
Position resolution	0.06µm
Crosshead speed	0.001 ~ 500mm/min
Crosshead speed accuracy	within ±1.0% / ±0.5% of set speed
Crosshead travel	1150mm (Can be extended to 1450mm)
Test width	420mm
Dimension (Width x Depth x Height)	775x660x1735mm (Single test space) 775x660x1802mm (Dual test space)
Power requirements	240V±10% AC, 50/60Hz, 850W
Weight	400kg

Shipping information:

Name	Standard frame	Extended frame (extra 300mm)
Package	Wooden case free of fumigation	
Crated dimension (Width x Depth x Height)	960*790*2180mm	960*790*2480mm
Crated weight	450kg	480kg
Lead time	30 working days	60 working days